



NBA Global STATS System

Chris Halton, VP Media & Operations Technology

High Speed Arena Network





STATS Collection



genius sports

Legacy

File Setup Period Name Instant Replay Court Input Edit View Jump Ball Violation Stoppage Ejection

Hc Balls		Pass		Wave Sub		Steal		Turnover		Press		V-Wizards	
1	12											1	9
4	13											2	13
5	14											3	14
8	17											4	17
10	20											7	22

Sub Rebound Violation Tech Foul FG MADE FG MISS Foul

Free Throw

Start/Stop

Pos 1 Name Visitor SB lead

Score: 0 0

Fouls: 0 0

Timeouts Remaining: 0 0

Regular: 1 1

Short: 1 1

Front Court

Back Court

Clear Insert Before Insert After Delete

Single Interface

New

FILE CONFIGURATION ROLE

IN PROGRESS 09:15

Period 1

Start Clock

Boston Celtics FOUL 0 5

New York Knicks FOUL 0 0

Team Foul 4 7 12 16 17

Substitutions 3 5 7 40 66

Turnover

Made

Missed

Foul

Violation

Replay Ejection Jumpball Stoppage Timeout

Foul by Knicks, select player..

Delete Action

PR1 Logged in as PR1 Super Admin Primary Operator

P1 09:15 Foul Knicks

P1 09:56 Turnover 7. John Smith 12. John Smith

P1 09:59 Turnover 7. John Smith 7. John Smith

P1 10:04 5-0 Shot Made 16. John Smith

P1 10:47 Shot missed 7. John Smith 16. John Smith

P1 11:36 Shot missed 3. John Smith 16. John Smith 45. John Smith

P1 11:39 3-0 Shot Made 12. John Smith 3. Matthew Gooden

Decision Based Workflow
Tiered Data Input (Primary/Secondary/Tertiary)

In Venue STATS Collection

FILE

CONFIGURATION

ROLE

Washington Wizards

FOUL 0

17

Timeouts
Reg / 20 / Other

0 0 0

IN PROGRESS

Period 2

11 MINS

50 SECS

Pause Clock

26

FOUL 0

Boston Celtics

Timeouts
Reg / 20 / Other

0 0 0

1 CM

7 BJ

9 SM

12 KD

14 JS

22 BB

28 IM

FULL TEAM

2 JW

3 BB

5 MM

13 MG

22 OP

Substitution

0 AB

4 IT

42 AH

90 AJ

99 JC

Turnover

Made

Missed

Foul

Violation

Replay

Ejection

Jumpball

Stoppage

Timeout

Turnover

Made

Missed

Foul

Violation

PRI

Logged-in at 16:36

Statistician The First

Primary Operator

All

✓

✗

🔄

P2 12:00

✓

Period start

P2 PREP 16:37

P2 START 16:37

P1 00:00

✓

Period end

P1 CONF 16:37

P1 00:23 26 - 17

✓

Shot Made

2PM 3. Bradley Beal

P1 00:42 26 - 15

✓

Shot Made

3PM 4. Isiah Thomas

AST 0. Avery Bradley

P1 01:05 23 - 15

✓

Shot Made

2PM 2. John Wall

P1 01:18 23 - 13

✓

Shot Made

3PM 4. Isiah Thomas

AST 0. Avery Bradley

P1 01:38 20 - 13

✓

Shot Made

2PM 2. John Wall

In Venue STATS Collection



Primary



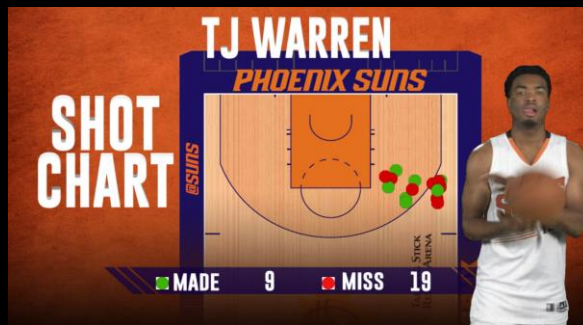
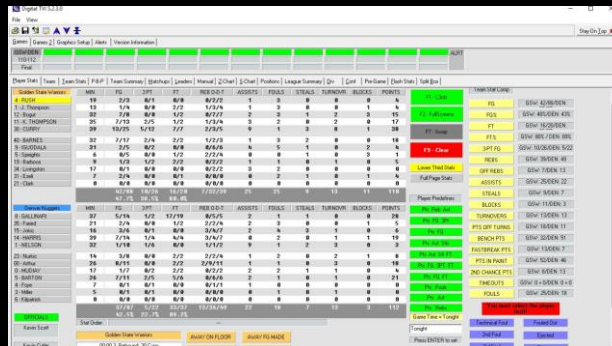
Secondary



Caller

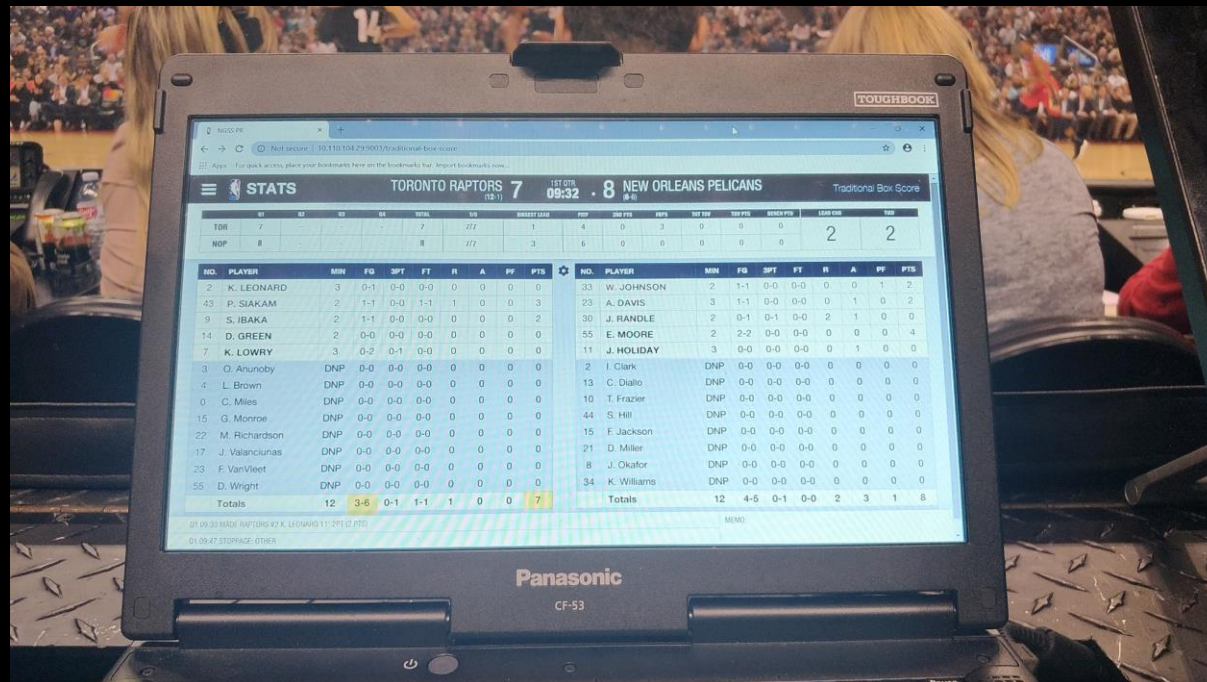


In Venue Display Control



Digital Television Interface (DTV)

In Venue Public Relations Display



TOUGHBOOK

STATS TORONTO RAPTORS 7 1ST QTR 09:32 . 8 NEW ORLEANS PELICANS Traditional Box Score

TEAM	PTS	FG	3PT	FT	R	A	PF	PTS
TOR	7	2/11	1/1	1/1	1	0	0	3
NOP	8	3/7	1/1	0/0	3	6	0	0

NO.	PLAYER	MIN	FG	3PT	FT	R	A	PF	PTS
2	K. LEONARD	3	0-1	0-0	0-0	0	0	0	0
43	P. SIAKAM	2	1-1	0-0	1-1	1	0	0	3
9	S. IBAKA	2	1-1	0-0	0-0	0	0	0	2
14	D. GREEN	2	0-0	0-0	0-0	0	0	0	0
7	K. LOWRY	3	0-2	0-1	0-0	0	0	0	0
3	A. Anunoby	DNP	0-0	0-0	0-0	0	0	0	0
4	L. Brown	DNP	0-0	0-0	0-0	0	0	0	0
0	C. Miles	DNP	0-0	0-0	0-0	0	0	0	0
15	G. Monroe	DNP	0-0	0-0	0-0	0	0	0	0
22	M. Richardson	DNP	0-0	0-0	0-0	0	0	0	0
17	J. Valanciunas	DNP	0-0	0-0	0-0	0	0	0	0
23	F. VanVleet	DNP	0-0	0-0	0-0	0	0	0	0
55	D. Wright	DNP	0-0	0-0	0-0	0	0	0	0
Totals		12	3-5	0-1	1-1	1	0	0	7

NO.	PLAYER	MIN	FG	3PT	FT	R	A	PF	PTS
33	W. JOHNSON	2	1-1	0-0	0-0	0	0	1	2
23	A. DAVIS	3	1-1	0-0	0-0	0	1	0	2
30	J. RANDLE	2	0-1	0-1	0-0	2	1	0	0
55	E. MOORE	2	2-2	0-0	0-0	0	0	0	4
11	J. HOLIDAY	3	0-0	0-0	0-0	0	1	0	0
2	I. Clark	DNP	0-0	0-0	0-0	0	0	0	0
13	C. Diallo	DNP	0-0	0-0	0-0	0	0	0	0
10	T. Frazier	DNP	0-0	0-0	0-0	0	0	0	0
44	S. Hill	DNP	0-0	0-0	0-0	0	0	0	0
15	F. Jackson	DNP	0-0	0-0	0-0	0	0	0	0
21	D. Miller	DNP	0-0	0-0	0-0	0	0	0	0
8	J. Okafor	DNP	0-0	0-0	0-0	0	0	0	0
34	K. Williams	DNP	0-0	0-0	0-0	0	0	0	0
Totals		12	4-5	0-1	0-0	2	3	1	8

BT 09:30 MADE RAPTORS R2 K. LEONARD 11 PTS (17 PTS)
DL09:47 STORAGE-OTHER

Panasonic
CF-53

Real-Time Statistics, OOT Scores, PBP, Game Summary
Local Print Report Capability



Game Operations Center – Secaucus, NJ





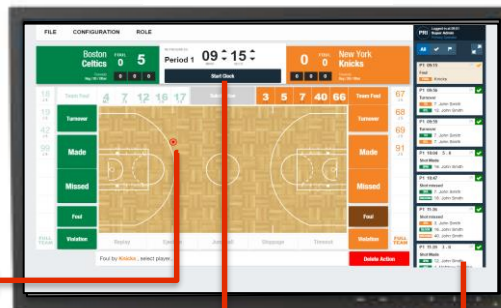
Game Operations Center – Secaucus, NJ

STATS Data Collection

All Games accessible to embellish courtside statistician, make corrections or act as backup to the primary statistician

VIDEO/Data Quality Tools

View Live game angles using the same tools as the NBA Replay Center.



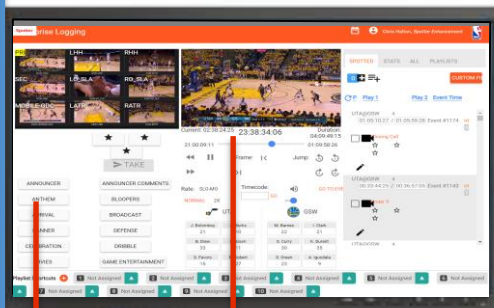
Full Court Position Select

- Full Court
- Smart Workflow Based On Previous Entry

Integrated Clock & Score

- Swiss Timing Integration
- All Clock Protocols Capable
- Ability Run Clock Standalone

Enterprise Logging



Video Viewing Window

- Operator Selected
- 9 Available Sources

DVR Capable

- Play, Stop, Pause, Rewind

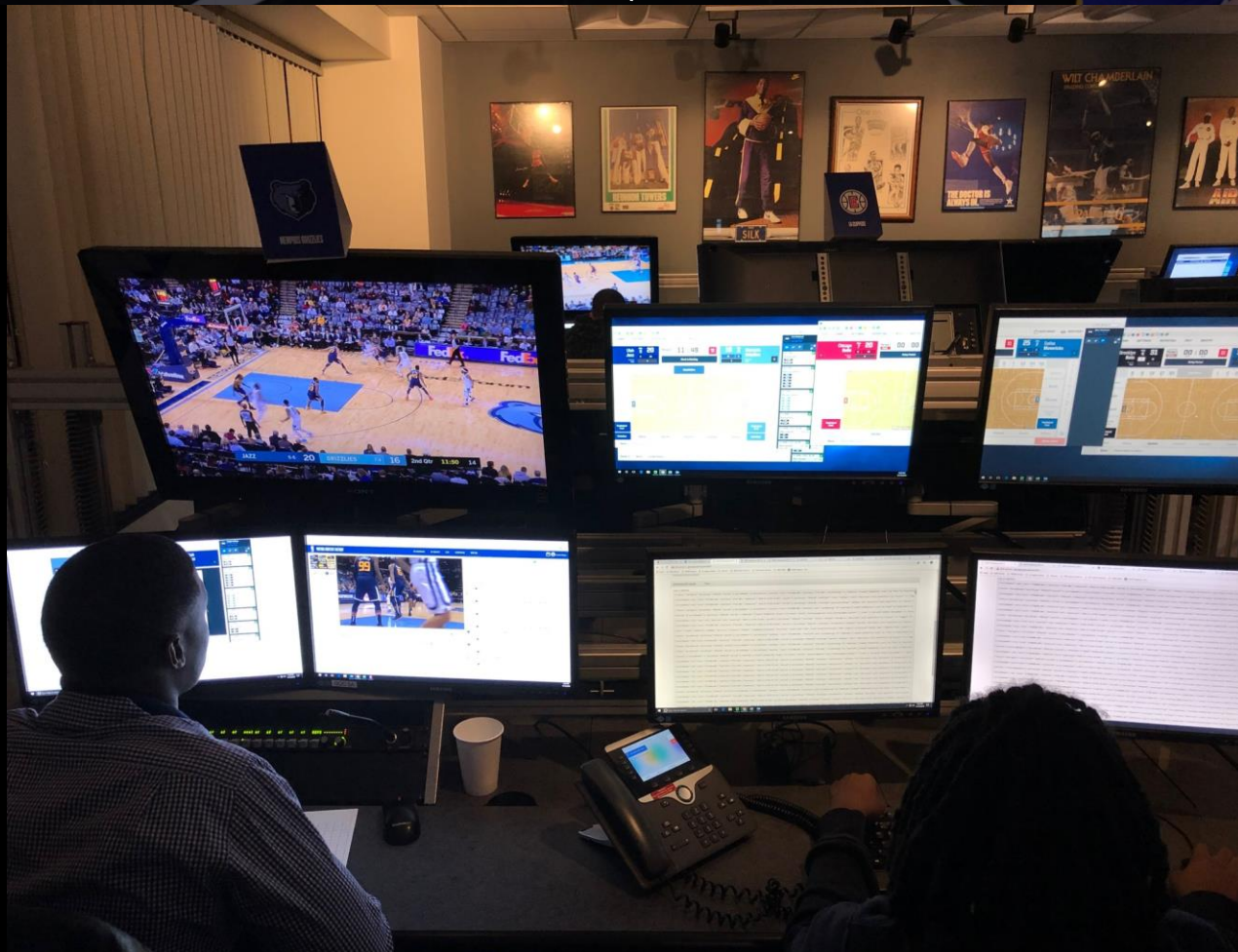
Multi Angle Video Select:

- Real-Time Viewing

Historical Event Trail



Game Operations Center – Secaucus, NJ



High Level System Architecture

